



# cempoint

## gun injected mortar (walling)


### FEATURES & BENEFITS

 Ideal for pointing prefabricated brick & masonry panels

 Workability: 45 minutes

 Set time: 2.5 hours

 Minimum joint width: 5mm

 Just add water



### APPLICATIONS

UltraScape cempoint is a cementitious thixotropic mortar designed for gun injection which provides a clean efficient solution for the pointing and repointing many types of brickwork and masonry facades.

### TECHNICAL

UltraScape cempoint is pre-blended with specialist cements and graded fillers and supplied in 25kg paper bags which is consistent both in colour and finish. The simple addition of water produces a gun injected pointing mortar, which has excellent compatibility and is resistant to freeze-thaw weather conditions. UltraScape cempoint is suitable for joint widths of between 5-25mm and in joint depths of 25-100mm.

### PREPARATION

#### Pointing

In order to ensure adequate bonding of the new mortar to the masonry, it is important that any loose debris or and sitting water is removed from the mouth of the joint.

#### Repointing

To ensure adequate bonding of the new mortar to the masonry, it is important that the existing mortar is cut out to a minimum depth of 1.5 times the joint depth width and that any residual dust is removed from the joint. Note: If the masonry is porous, joints should be wetted down prior to repointing to prevent excessive suction.

### MIXING

Place between 4 to 4.5 litres of clean water into a suitable wide shallow mixing tub. Add the contents of the 25kg bag of UltraScape cempoint and mix approximately for 5-6 minutes using a low speed drill and appropriate paddle to achieve an even smooth mix. Allow material to stand for 5 minutes before application and remix for a further 2 minutes.

### PLACING

Transfer material into an appropriate mortar gun with a trowel. Ensure there is good contact with substrate during application. Move steadily along the prepared joints to ensure a consistent finish. Attention should be paid to complete and continuous filling of the joints to be sure that there are no gaps visible, ensuring the joints are slightly overfilled. The mortar should only be tooled-off after the mortar has formed a semi-dry surface skin, the texture of an "Oxo Cube", but before it is too stiff to work, using an appropriate jointing tool.

### PRECAUTIONS

Wash all tools frequently. Wear protective clothing. Avoid skin and eye contact - wet cement can burn the skin. Material can be re-mixed if it becomes too stiff. Only add sufficient water to bring it back to original mixed state.

**PRODUCT AND TECHNICAL DATA**

<b>Unit/packaging</b>	25kg bags delivered on shrink-wrapped pallets
<b>Storage</b>	Store in a cool, dry and frost free area at temperatures between 5°C and 30°C
<b>Yield</b>	14.5 litres approx, per 25kg bag
<b>Workability*</b>	45 minutes
<b>Shelf life</b>	8 months from the date of manufacture printed on the bag unopened in the above conditions. High temperatures and high humidity will reduce shelf life.
<b>Shrinkage</b>	0.1%
<b>Water required</b>	4-4.5 litres per 25kg
<b>Compressive strength</b>	49.6N/mm <sup>2</sup> after 28 days
<b>Colour</b>	Natural, Light Brown, Light Grey, Dark Grey, Sandstone, Yorkstone, White, Dark Brown, Brick Red, Black. Bespoke colours available upon request subject to minimum quantities

\*Depending on temperatures - test carried out at 20°C. Cool temperatures retard, warm temperatures accelerate product performance. As with all raw materials, colour variation may occur. Please note that this does not affect the consistency or characteristics of the enclosed product.

**HEALTH, SAFETY AND ENVIRONMENTAL**

Please ensure that appropriate PPE is used when preparing, mixing and applying products. Always wash hands before consuming food and make sure that materials are kept safely out of reach of children and animals. Please dispose of packaging and waste responsibly and in accordance with local authority requirements. A full material safety data sheet relating to this product is available from [instarmac.co.uk](http://instarmac.co.uk)

**QUALITY ASSURANCE**

All products are manufactured in a plant whose quality management system is certified / registered as being in conformity with BS EN ISO 9001, ISO 14001 and ISO 45001. Our products are guaranteed against defective materials and manufacture and will be replaced or money refunded if the goods do not comply with our promotional literature. We cannot however accept responsibility arising from the application or

use of our products because we have no direct or continuous control over where and how products are used. All products are sold subject to our conditions of sales, copies of which may be obtained upon request.

**CONTACT US**

Instarmac Group plc, Birch Coppice Business Park, Danny Morson Way, Dordon, Tamworth, Staffordshire, B78 1SE, United Kingdom

Tel: +44 (0) 1827 254400 • Fax: +44 (0) 1827 285386 • Email: [email@instarmac.co.uk](mailto:email@instarmac.co.uk) • Order: [orders@instarmac.co.uk](mailto:orders@instarmac.co.uk) • Website: [instarmac.co.uk](http://instarmac.co.uk)

Vers 01.2.22 Uncontrolled if printed. For the most up-to-date version of this datasheet, please refer to this product's profile on our website which can be found at [www.ultrascape.co.uk](http://www.ultrascape.co.uk)